

PAPER

[View Article Online](#)
[View Journal](#) | [View Issue](#)Cite this: *Catal. Sci. Technol.*, 2021, 11, 2834

Plasma-catalytic ammonia synthesis beyond thermal equilibrium on Ru-based catalysts in non-thermal plasma†

Kevin H. R. Rouwenhorst,^{id}*^a Hugo G. B. Burbach,^a Dave W. Vogel,^{‡,b} Judit Núñez Paulí,^a Bert Geerdink,^{id}^a and Leon Lefferts,^{id}*^a

Recently it was proposed that plasma-catalytic NH₃ synthesis with excited N₂ allows for conversions beyond thermal equilibrium. We show that this is indeed possible with experimental data for Ru catalysts at temperatures above 300 °C, resulting in significant thermal activity for NH₃ synthesis. The resulting NH₃ concentration is determined by competition between, on the one hand, dissociative adsorption of ground-state N₂ and adsorption of plasma-generated N radical species with subsequent hydrogenation to NH₃, and on the other hand, thermal-catalytic decomposition of NH₃. At temperatures below 300 °C, plasma-catalytic ammonia synthesis is attributed to adsorption of N radicals, generated in the plasma, with subsequent hydrogenation to NH₃. These findings imply that catalysts with thermal activity are not suitable for plasma catalysis, aiming at conversion beyond equilibrium, as these also catalyze the reverse decomposition reaction.

Received 12th November 2020,
Accepted 11th February 2021

DOI: 10.1039/d0cy02189j

rsc.li/catalysis

Introduction

A circular economy without fossil-based hydrocarbons is required to decrease greenhouse gas emissions.¹ With the emergence of renewable resources, such as solar panels and wind turbines, this increasingly becomes reality. However, energy storage is required, as these renewable sources are intermittent and do not match demand profiles. Various energy storage alternatives have been researched. For seasonal energy storage, chemical energy storage is the most feasible option.² Renewable electricity can be used to produce H₂ *via* H₂O by electrolysis. However, H₂ is difficult to store and transport.³ Therefore, hydrogen carriers are proposed.^{4–8}

Ammonia (NH₃) may be one of the hydrogen carriers of the future.^{2,5,9–11} NH₃ can be synthesized from renewable hydrogen (H₂) and nitrogen (N₂), as given by eqn (1). NH₃ is currently synthesized by the large-scale Haber–Bosch process, which operates at high temperatures (400–500 °C) and high pressures (100–300 bar).¹² However, energy storage requires a significantly smaller scale, whereas scale-down of the Haber–Bosch process is difficult due to the severe process conditions⁵ and extensive heat integration. Therefore,

alternative technologies are currently under development, such as electrochemical synthesis, photochemical synthesis, chemical looping, homogeneous catalysis, and bio-catalysis.¹³



Plasma-catalysis is another alternative for small-scale conversion of H₂ and N₂ to NH₃.^{13–15} A plasma is an ionized gas, in which electrons can activate strong chemical bonds, such as N≡N.¹⁶ In a thermal plasma, ionized and radical species dominate at a temperature of typically a few thousand K. Due to the high temperatures, thermal plasmas are not suitable for combination with a catalyst.¹⁷ In the case of a non-thermal (NT) plasma, electrons have a temperature of 10 000–100 000 K, whereas the molecules remain at near-ambient temperature, which is determined by translation and rotation of molecules. Most molecules are not ionized or dissociated, whereas vibrational and electronic excitation occurs.¹⁸ Thus, non-thermal plasmas can be combined with catalysts as described hereafter. NH₃ synthesis in the presence of a plasma and a catalyst has been studied over the past four decades, with recently increasing focus on effective coupling between the catalyst and plasma.^{16–22} However, the current best reported energy efficiency is typically 25–35 g_{NH₃} kW h^{−1}, which is substantially lower than the required energy efficiency of 150–200 g_{NH₃} kW h^{−1} to be competitive with alternative technologies for small-scale NH₃ synthesis.^{14,23,24}

Recently, Mehta *et al.*²⁵ postulated that catalytic NH₃ synthesis can be enhanced *via* vibrational excitation of N₂

^a Catalytic Processes & Materials, MESA+ Institute for Nanotechnology, University of Twente, P.O. Box 217, 7500 AE Enschede, The Netherlands.

E-mail: k.h.r.rouwenhorst@utwente.nl, l.lefferts@utwente.nl

^b University of Twente, The Netherlands

† Electronic supplementary information (ESI) available. See DOI: 10.1039/d0cy02189j

‡ Current address: Breemarsweg 248, 7553 HW, Hengelo, The Netherlands.

molecules in a non-thermal plasma, without affecting the subsequent hydrogenation of N-containing surface intermediates and desorption of NH_3 . Plasma-activation of N_2 is proposed to enhance the nitrogen dissociation rate due to the pre-activation of the N_2 molecule, decreasing the apparent barrier for N_2 dissociation, thereby increasing the ammonia synthesis rate.^{25,26} The authors also reported that plasma-catalytic NH_3 synthesis can result in NH_3 formation beyond thermal equilibrium,²⁷ which the authors attributed to the plasma-activation of N_2 , thereby decreasing the barrier for N_2 dissociation and pushing the equilibrium towards NH_3 formation.

Rouwenhorst *et al.*²⁸ substantiated the claim that the N_2 dissociation barrier can be decreased by plasma-activation of N_2 with a kinetic analysis for Ru-based catalysts in a narrow temperature range (200–330 °C) at atmospheric pressure in a dielectric barrier discharge (DBD) reactor with relatively low plasma powers between 83 and 367 J L⁻¹. It was found that the dissociation of N_2 over the catalyst is still the rate-limiting step for ammonia synthesis.²⁸ This is supported by the similarity between the effects of electronegativity of supports and promoters on the activity of Ru-catalysts, for both thermal catalysis and plasma-catalysis. The lower electronegativity of the support and promoter leads to increased activity for NH_3 synthesis due to the enhancement of N_2 dissociation.^{28,29} The barrier for N_2 dissociation was lowered from 60–115 kJ mol⁻¹ for thermal catalysis to 20–40 kJ mol⁻¹ for plasma-enhanced catalysis over Ru-catalysts.²⁸ These experiments were performed at low conversion, far away from thermodynamic equilibrium and at relatively low plasma powers.

Several pathways involving species in the plasma and on the catalyst surface may contribute to plasma-catalysis, as discussed previously.²⁸ In short, these are radical species generated in the plasma (*i.e.*, N, H, and NH_x), which may react in the plasma phase and/or on the catalyst surface to form NH_3 ,³⁰ while also plasma-activated molecular N_2 may dissociate on the catalyst surface,²⁵ with subsequent hydrogenation to form NH_3 .

The process conditions (*i.e.* temperature, pressure, plasma power and properties), as well as the type of catalyst probably determine the dominant pathway for NH_3 formation. The goal is to get a better understanding of the dominant pathways for NH_3 synthesis on Ru-based catalysts, in the temperature range between 50 °C and 500 °C and for a specific energy input (SIE) of the plasma of 11.4–19.2 kJ L⁻¹. We will show that plasma chemistry dominates at low temperatures (<175 °C) as the empty quartz reactor, bare MgO and Ru/MgO all yield the same outlet ammonia concentration. Ru catalyzes plasma-driven NH_3 synthesis exclusively at temperatures above 175 °C, allowing N_{ads} to hydrogenate and NH_3 to desorb. Between 175 °C and 300 °C, ammonia synthesis proceeds mainly *via* adsorption of N radicals generated in the plasma, which are subsequently hydrogenated to NH_3 on the catalyst. At higher temperatures, the thermodynamic equilibrium of the reactants and the product in the ground-state is surpassed, which is attributed

to a combination of catalytic ammonia synthesis with both ground-state and excited molecular N_2 , as well as catalytic hydrogenation of N radicals generated in the plasma, competing with thermo-catalytic ammonia decomposition.

Results

The experimental procedure can be found in the ESI.† In the upcoming section, the results of the catalytic tests for MgO, Ru/MgO and Ru-K/MgO with and without a plasma are presented. The results of catalyst characterization and plasma characterization with Lissajous plots and UV-vis spectroscopy can be found in the ESI.†

Thermal catalysis

The Ru-catalysts were tested for catalytic activity in the absence of a plasma, at atmospheric pressure, a constant $\text{H}_2:\text{N}_2$ ratio of 1:1 and a total flow rate of 20 mL min⁻¹, using typically 130 mg catalyst.

The Ru/MgO catalyst showed little thermal activity for NH_3 synthesis under the conditions used. Formation of ammonia never reached the detection limit of the gas analyzer, *i.e.* ~0.07 mol% equivalent to a catalyst activity of 1440 $\mu\text{mol NH}_3 \text{ h}^{-1} \text{ g}_{\text{cat}}^{-1}$. This is in line with results of Aika *et al.*,³¹ reporting an NH_3 synthesis rate as low as 60 $\mu\text{mol NH}_3 \text{ h}^{-1} \text{ g}_{\text{cat}}^{-1}$ over Ru/MgO for $\text{H}_2:\text{N}_2 = 3:1$ at 315 °C. Indeed, that is far below the detection limit of the gas analyzer used in this work. Fig. 1 presents the result for co-feeding 0.5 or 1.0 mol% NH_3 . Again, no ammonia formation could be detected. However, the Ru/MgO catalyst is active for NH_3 decomposition at 400 °C and above, at which temperatures decomposition is thermodynamically possible. Thermodynamic equilibrium is approached at 500 °C.

The potassium-promoted Ru/MgO catalyst (Ru-K/MgO) is more active than the unpromoted Ru/MgO catalyst, for both NH_3 synthesis and NH_3 decomposition (see Fig. 2), in agreement with the literature.^{31,32} NH_3 is formed over the Ru-K/MgO catalyst at about 310 °C and above. The NH_3 synthesis rate over Ru-K/MgO is about 1750 $\mu\text{mol NH}_3 \text{ h}^{-1} \text{ g}_{\text{cat}}^{-1}$ at 315

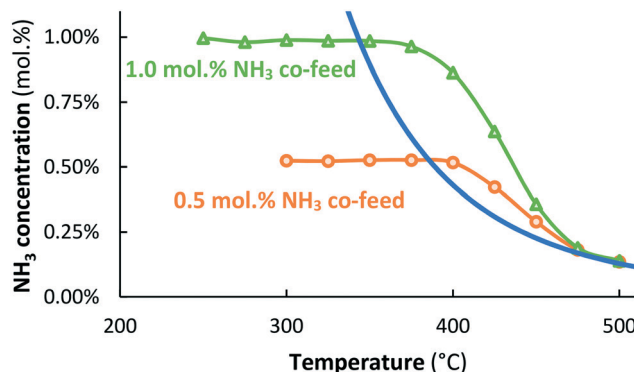


Fig. 1 Activity for thermal-catalytic NH_3 decomposition with 0.5 mol% NH_3 co-feed (○ orange circles) and 1.0 mol% NH_3 co-feed (△ green triangles) over Ru/MgO. Total flow rate 20 mL min⁻¹, $\text{H}_2:\text{N}_2 = 1:1$, catalyst loading 130 mg (250–300 μm).



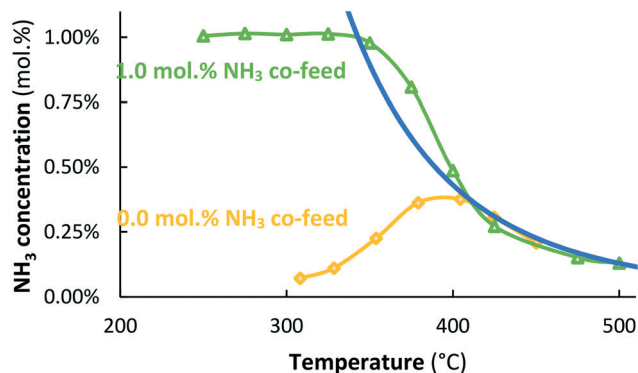


Fig. 2 Activity for thermal-catalytic NH_3 synthesis with 0.0 mol% NH_3 co-feed (♦ yellow diamonds) and NH_3 decomposition with 1.0 mol% NH_3 co-feed (▲ green triangles) over Ru-K/MgO. Total flow rate 20 mL min^{-1} , $\text{H}_2:\text{N}_2 = 1:1$, catalyst loading 130 mg ($250\text{--}300 \mu\text{m}$).

$^\circ\text{C}$, in reasonable agreement with literature values for the NH_3 synthesis rate ($560\text{--}1060 \mu\text{mol NH}_3 \text{ h}^{-1} \text{ g}_{\text{cat}}^{-1}$) over Ru-K/MgO at the same temperature and a $\text{H}_2:\text{N}_2$ ratio of $3:1$.³¹ The higher NH_3 synthesis rate reported here can be attributed to the lower $\text{H}_2:\text{N}_2$ ratio of $1:1$, preventing too high hydrogen coverage, which suppresses adsorption of nitrogen.³³

An Arrhenius plot based on the data between 320 and $355 \text{ }^\circ\text{C}$ results in an apparent activation barrier for NH_3 synthesis of 92 kJ mol^{-1} (see Fig. S5†), in line with the literature for NH_3 synthesis over Ru-catalysts.^{31,32} This barrier is attributed to the nitrogen dissociation step, the rate-limiting step for NH_3 synthesis over Ru-catalysts.²⁹

Fig. 2 also shows that Ru-K/MgO becomes active for NH_3 decomposition at $350 \text{ }^\circ\text{C}$ when co-feeding $1.0 \text{ mol}\%$ NH_3 , at significantly lower temperatures than needed for NH_3 decomposition over Ru/MgO (Fig. 1). The recombination of N atoms to form N_2 is the rate limiting step for NH_3 decomposition over Ru-catalysts.^{34,35} Summarizing, the potassium-promoted catalyst is significantly more active for both NH_3 synthesis and NH_3 decomposition, as expected.^{32,36}

Plasma-catalysis

In case the plasma is illuminated, all reactor packings (MgO, Ru/MgO and Ru-K/MgO) show conversion to NH_3 , as shown in Fig. 3. An empty reactor without a packed bed, but with the spacer and quartz wool, shows an outlet NH_3 concentration of $0.14\text{--}0.17 \text{ mol}\%$ independent of temperature, indicating that NH_3 is formed *via* chemical reactions in the plasma *via* radicals.²⁰ The presence of a packed bed of MgO particles does not influence the conversion as compared to the empty reactor, indicating that the MgO surface does not play a significant role in the conversion of plasma-activated species to NH_3 . This agrees well with observations in the literature.³⁷ Also, the presence of MgO seems not to influence the plasma significantly.

Below $175 \text{ }^\circ\text{C}$, the conversion obtained with Ru/MgO is similar to the conversion with bare MgO, implying that plasma chemistry is the dominant NH_3 formation

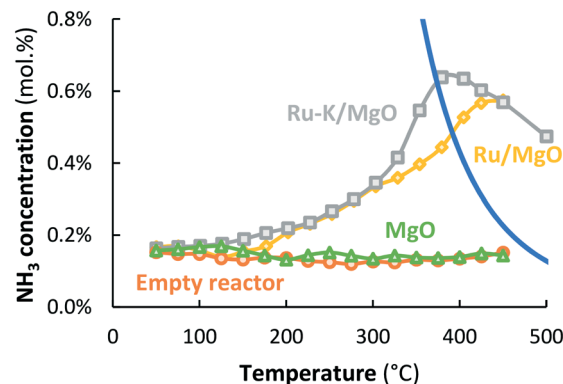


Fig. 3 Activity for plasma-catalytic NH_3 synthesis (and decomposition) for an empty reactor (only the spacer & quartz wool, ○ orange circles), MgO (▲ green triangles), Ru/MgO (♦ yellow diamonds), and Ru-K/MgO (■ grey squares). Total flow rate 20 mL min^{-1} , $\text{H}_2:\text{N}_2 = 1:1$ (no NH_3 co-feed), catalyst loading 130 mg ($250\text{--}300 \mu\text{m}$), plasma power 3.8 W (SIE = 11.4 kJ L^{-1}).

mechanism at low temperature, rather than any catalytic contribution over the Ru surface. This is in line with the fact that ammonia desorption from Ru/ Al_2O_3 , Ru/ SiO_2 , and Ru/AC requires at least $180 \text{ }^\circ\text{C}$,³⁸ although weaker adsorption of ammonia on Ru/MgO is suggested by Xie *et al.*³⁹ and Zhang *et al.*⁴⁰ based on TPD experiments, as well as by Szmigiel *et al.*⁴¹ based on temperature programmed reaction experiments with adsorbed N_{ads} with H_2 . In any case, hydrogenation of N or NH_x surface species and/or desorption of ammonia limit the reaction at temperatures below $175 \text{ }^\circ\text{C}$, based on the temperature programmed reaction experiments performed by Szmigiel *et al.*⁴¹

At temperatures above $175 \text{ }^\circ\text{C}$, the conversion to NH_3 over Ru/MgO increases with increasing temperature. Consequently, the presence of Ru increases the rate of formation of ammonia compared to bare MgO, demonstrating a catalytic effect of Ru. Furthermore, NH_3 formation surpasses the thermodynamic equilibrium at temperatures above $400 \text{ }^\circ\text{C}$.

Ru-K/MgO has a similar activity profile to Ru/MgO. However, the onset temperature for the catalytic conversion is lower ($125 \text{ }^\circ\text{C}$), which can be attributed to repulsion between adsorbed NH_x species and potassium, and subsequently enhancement of NH_3 desorption caused by the potassium promoter at such low temperatures. As discussed above, distinction between effects *via*, on the one hand, the rate of hydrogenation of NH_x species and on the other hand, the rate of desorption of ammonia cannot be made and is not important for the discussion here. There is ample proof that alkali promotion (K, Cs) on Fe and Ru catalysts promotes hydrogenation and/or ammonia desorption from Fe (ref. 42) and Ru.^{41,43,44}

The conversions on Ru-K/MgO and Ru/MgO are similar up to $300 \text{ }^\circ\text{C}$. In the temperature window above $300 \text{ }^\circ\text{C}$, however, the conversion on Ru-K/MgO is higher than that on Ru/MgO. This is in line with the observation that thermal-catalytic NH_3 synthesis on Ru-K/MgO is significant at $325 \text{ }^\circ\text{C}$ and above, as shown in Fig. 2. Thus, dissociative adsorption



of molecular N_2 contributes to plasma catalysis in this temperature window, because K also promotes N_2 dissociation, in line with the literature^{29,45,46} as well as our previous results.²⁸ The highest energy yield obtained for Ru-K/MgO at 390 °C is 1.23 g_{NH₃} kW h⁻¹, which is far below the target of 150–200 g_{NH₃} kW h⁻¹.

Plasma-catalysis beyond thermal equilibrium

The NH_3 concentration on Ru/MgO goes through a maximum at about 420 °C, after which the conversion decreases (see Fig. 3). Apparently, the Ru/MgO catalyst is active for thermal NH_3 decomposition above 390 °C, in line with Fig. 1. A similar result is obtained with Ru-K/MgO at somewhat lower temperature, *i.e.* above 370 °C, whereas the ammonia concentrations obtained with Ru/MgO and Ru-K/MgO at 450 °C and above are the same. The conversion decreases further at higher temperatures. This is in line with theoretical calculations performed by Mehta *et al.*²⁷ for catalysts with an intermediate N binding energy, for which conversions beyond the thermal equilibrium are predicted upon plasma-activation of N_2 . N_2 dissociation is the rate-determining step for NH_3 synthesis over such catalysts, and plasma-activation enhances the rate of N_2 dissociation towards NH_3 formation.

Fig. 4 shows the effect of co-feeding of 0.5 and 1.0 mol% NH_3 to Ru/MgO and Ru-K/MgO. The results without addition of ammonia (see Fig. 3) are repeated in Fig. 4 for easy comparison. The plasma-catalytic conversion on Ru/MgO and Ru-K/MgO is different in the temperature window where thermodynamic equilibrium is not yet achieved, as Ru-K/MgO is more active for NH_3 synthesis. Furthermore, the results in Fig. 4 confirm that Ru-K/MgO is more active for ammonia decomposition than Ru/MgO, as decomposition is observed when increasing the temperature just beyond thermodynamic equilibrium. In the case of Ru/MgO, significantly higher temperatures are required before observing significant ammonia decomposition. Above 450 °C, both Ru/MgO and Ru-K/MgO approach the same conversion

above thermal equilibrium, independent of the co-feed NH_3 concentration. This will be discussed below.

Effect of plasma power

Fig. 5 shows that the ammonia concentration over Ru-K/MgO at temperatures above 450 °C depends on the plasma power, which was varied between 3.8 W and 6.4 W. Additional experiments at 4.8 W and 6.4 W confirm that the NH_3 concentration obtained at temperatures above 400 °C does not depend on co-feeding of ammonia (see Fig. S6 and S7†), very similar to the result presented in Fig. 4 at 3.8 W power.

Discussion

The discussion aims to identify the dominant mechanistic pathways for plasma-driven NH_3 synthesis, in the presence and absence of an active catalyst and under various process conditions.

Activity trends for plasma-catalysis

Various authors reported that the presence of a transition metal catalyst enhances ammonia synthesis in a non-thermal plasma.^{23,39,47–53} On the other hand, the reactivity of the support is not always considered in plasma-catalytic systems. However, some authors have reported on the difference in conversion for a supported metal catalyst and the bare support. Peng *et al.*^{50,51} reported on plasma-driven conversion of an empty reactor, a bare support, and a supported metal catalyst (with a promoter) at near ambient temperature. The plasma-driven conversion decreased in the order Ru-Cs/MgO > Ru/MgO \approx MgO > empty reactor.⁵⁰ Similarly, Wang *et al.*⁴⁸ reported on plasma-conversion over various metal catalysts supported on Al_2O_3 in a DBD reactor, as well as an empty reactor under near-ambient conditions. The plasma-driven conversion decreased in the order Ni/ Al_2O_3 \approx Cu/ Al_2O_3 > Fe/ Al_2O_3 > bare Al_2O_3 > empty reactor.⁴⁸ The plasma-driven conversion in a plasma-reactor packed

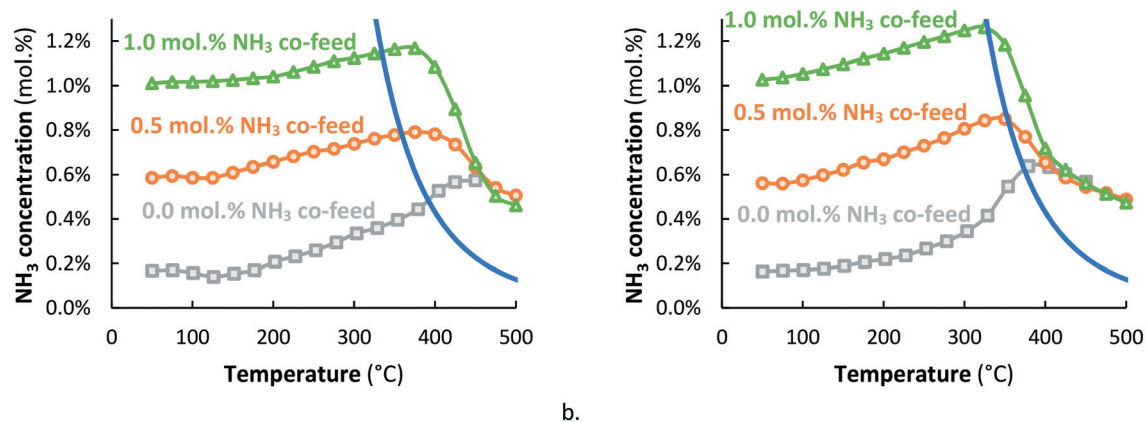


Fig. 4 Activity for plasma-catalytic NH_3 synthesis (and NH_3 decomposition) for Ru/MgO (a.) & Ru-K/MgO (b.) for various NH_3 co-feed concentrations (0.0 mol% (■ grey squares), 0.5 mol% (● orange circles) and 1.0 mol% (▲ green triangles)). Total flow rate 20 mL min⁻¹, $H_2:N_2 = 1:1$, catalyst loading 130 mg (250–300 μ m), plasma power 3.8 W (SIE = 11.4 kJ L⁻¹).



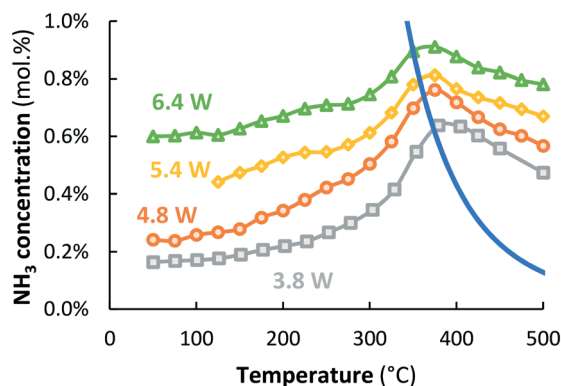


Fig. 5 Activity for plasma-catalytic NH₃ synthesis (and NH₃ decomposition) for Ru/MgO for various plasma powers (3.8 W (SIE = 11.4 kJ L⁻¹, □ grey squares), 4.8 W (SIE = 14.4 kJ L⁻¹, ○ orange circles), 5.4 W (SIE = 16.3 kJ L⁻¹, ◇ yellow diamonds) and 6.4 W (SIE = 19.2 kJ L⁻¹, ▲ green triangles)). Total flow rate 20 mL min⁻¹, H₂:N₂ = 1:1 (no NH₃ co-feed), catalyst loading 130 mg (250–300 μm).

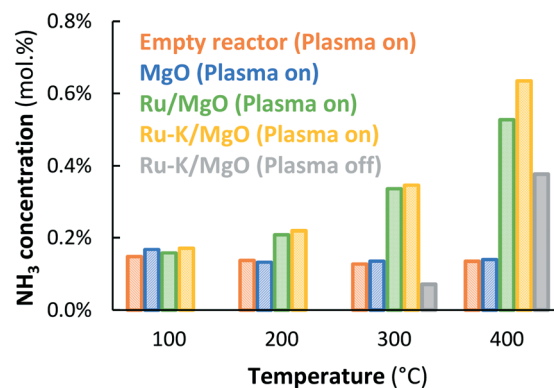


Fig. 6 NH₃ outlet concentration for plasma-driven NH₃ synthesis and thermal-catalytic NH₃ synthesis as a function of temperature. From left to right: The empty quartz reactor (orange striped – plasma on), MgO packing (blue striped – plasma on), Ru/MgO catalyst (green spotted – plasma on), and Ru-K/MgO catalyst (yellow checkerboard – plasma on; grey single color – plasma off). Total flow rate 20 mL min⁻¹, H₂:N₂ = 1:1, no NH₃ co-feed, catalyst loading 130 mg (250–300 μm), plasma power 3.8 W (SIE = 11.4 kJ L⁻¹).

with Al₂O₃ support increases with increasing temperature with an activity decreasing in the order Co/Al₂O₃ ≈ Ni/Al₂O₃ ≈ Ru/Al₂O₃ > Al₂O₃, as reported by Barboun *et al.*⁴⁹

In the current work, a Ru metal loading of 2 wt% is used to minimize the potential effects of the metal nanoparticles on the plasma characteristics. Patil *et al.*⁵³ showed that high metal loadings of 10 wt% on oxide supports may result in changes in the discharge characteristics. On the other hand, Herrera *et al.*⁵⁴ concluded that the impact of metal nanoparticles on the discharge characteristics is not significant for 5 wt% metal loadings on Al₂O₃. In the current work, there is no significant effect of the Ru metal loading, as supported by the similarity in the Lissajous figures for MgO and Ru-K/MgO packing (see Fig. S3†).

As shown in Fig. 3, the conversion is constant with temperature for the empty reactor (*i.e.*, quartz wool only), as well as for MgO at a SIE of 11.4 kJ L⁻¹. Thus, the MgO support has no significant influence on the plasma-chemical reactions to NH₃, resulting in typically 0.15 mol% NH₃, as shown in Fig. 3 and 6 for easy comparison. The fact that NH₃ forms in the plasma phase or on the reactor wall implies that N, H, and NH_x radicals are present in the plasma, as previously reported by various authors.^{55,56}

NH₃ synthesis is catalyzed on the Ru metal in the presence of a plasma when operating above the apparent onset hydrogenation of N_{ads} and subsequent NH₃ desorption from the Ru/MgO and Ru-K/MgO catalysts, 175 °C and 125 °C, respectively (see Fig. 3). The activity of Ru/MgO and Ru-K/MgO in the presence of a plasma is similar in the temperature window between 200 °C and 300 °C (see Fig. 3). Furthermore, the catalysts are not thermally active for NH₃ synthesis in the temperature window below 300 °C in the absence of a plasma, due to kinetic limitations for N₂ dissociation.^{28,29} The fact that potassium does not influence ammonia formation between 200 °C and 300 °C (see Fig. 3) implies that ammonia synthesis in this temperature regime cannot proceed *via* dissociation of ground-state N₂ or

plasma-activated N₂, as potassium would enhance the dissociation rate of N₂.^{29,46} Thus, the reaction proceeds dominantly *via* N radicals rather than molecular N₂. This is further supported by density functional theory (DFT) calculations performed by Engelmann *et al.*³⁰

The N radicals may react on the catalyst surface along two pathways. Firstly, the N radicals may adsorb on the Ru surface, followed by hydrogenation on the surface and NH₃ desorption. Secondly, an Eley-Rideal type of reaction, *e.g.* N + H_{ads} → NH_{ads}, without adsorbing the N radical first, may contribute, as proposed by Engelmann *et al.*^{30,55} with DFT calculations and Yamijala *et al.*⁵⁷ with *ab initio* calculations.

Ammonia synthesis during plasma-catalysis on Ru-K/MgO is significantly faster than on Ru/MgO in the temperature window between 300 °C and 400 °C (see Fig. 3 and 6), in which Ru-K/MgO is also thermally active (see Fig. 2). Molecular N₂ can dissociate thermally, suggesting that dissociation of plasma-activated molecular N₂ is even more facile.²⁸ The potassium promoter enhances the N₂ dissociation rate,^{29,46} explaining the higher activity for Ru-K/MgO as compared to Ru/MgO. Thus, the resulting activity is a mix of a molecular mechanism *via* N₂ dissociation of both ground-state N₂ and probably plasma-activated N₂, as well as a reaction pathway *via* N radicals generated in the plasma phase, as discussed above.

The contribution of ground-state N₂ and plasma-activated N₂ to NH₃ synthesis depends not only on the catalyst activity for N₂ dissociation, but also on the plasma power.²⁸ In our previous work, we showed that dissociation of plasma-activated, molecular N₂ and subsequent hydrogenation is dominant over Ru-catalysts for low plasma powers in the range of 0.1–0.4 kJ L⁻¹ at 200–300 °C.²⁸ In contrast, the plasma power in our current work is much higher, typically 11–19 kJ L⁻¹, implying substantially higher concentrations of N radicals.



N-Recombination to N_2 , *i.e.* the rate limiting step for NH_3 decomposition over Ru-catalysts,³⁴ is fast over Ru-K/MgO at temperatures above 350 °C in the absence of a plasma (see Fig. 2). Therefore, the thermo-catalytic ammonia concentration is controlled by thermodynamic equilibrium at 350 °C. In the presence of a plasma, higher ammonia concentrations are attained than would be expected based on thermodynamic equilibrium (see Fig. 3–5), which will be discussed hereafter.

Beyond thermal equilibrium

Plasma-driven conversions surpassing thermodynamic equilibrium are frequently reported for CO_2 splitting,⁵⁸ dry reforming of methane (DRM)⁵⁹ and non-oxidative coupling of methane (NOCM),⁶⁰ mostly at temperatures where thermal reactions do not contribute at all. The results in Fig. 3–5 show surpassing thermodynamic equilibrium at temperatures at which thermo-catalytic ammonia synthesis as well as thermo-catalytic ammonia decomposition proceeds significantly, as schematically presented in Fig. 7. The outlet ammonia concentration is the result of the competition between three reactions, *i.e.* on the one hand NH_3 synthesis

via molecular N_2 , either in the ground-state ($r_{f,th}$) or in any excited state ($r_{f,pl}$) and on the other hand NH_3 decomposition of the ground-state NH_3 ($r_{b,th}$) exclusively (see eqn (2)). Note that no distinction can be made between excited nitrogen *via* vibrational excitation, electronic excitation or dissociation to N radicals for $r_{f,pl}$.

$$R_{NH_3prod} = r_{f,th} + r_{f,pl} - r_{b,th} \quad (2)$$

Irrespective of the inlet concentration of NH_3 , the same concentration is attained at a given plasma power above 450 °C (see Fig. 4, S6 and S7†). Thus, the resulting ammonia concentration only depends on the plasma power and not on the initial ammonia concentration, as the overall $H_2:N_2$ ratio is not significantly influenced by the low concentration of added ammonia. The observation that the ammonia concentration is influenced by the level of pre-activation of N_2 is in agreement with the trends predicted by the model of Mehta *et al.*²⁷ (see the ESI†). In any case, the plasma-driven reaction ($r_{f,pl}$) is apparently faster than thermal ammonia decomposition ($r_{b,th}$), resulting in plasma-catalytic ammonia synthesis beyond equilibrium. This observation also rules out that thermal effects induced by the plasma dominate,

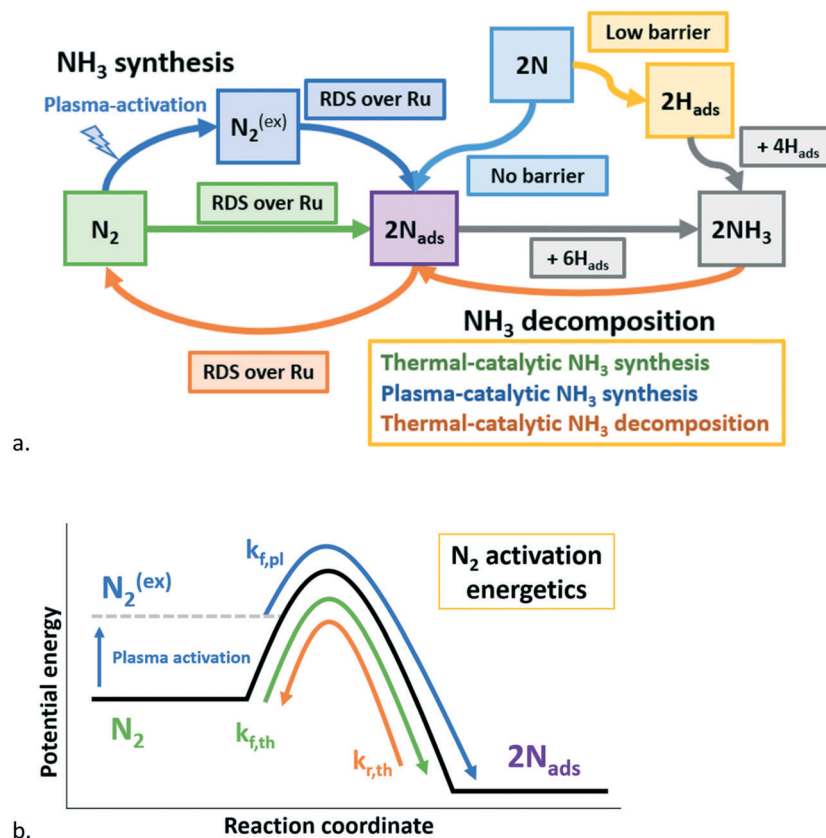


Fig. 7 a. Schematic representation of plasma-catalytic ammonia synthesis above the onset temperature for thermal-catalysis, including reactions with ground-state N_2 (thermal catalysis), reactions with plasma-excited N_2 (plasma-enhanced catalysis), and reactions with N radicals (adsorption of N on empty sites and Eley–Rideal reaction with H_{ads}).³⁰ b. Schematic free energy for thermal-catalytic NH_3 synthesis (green), plasma-catalytic NH_3 synthesis (blue), and thermal-catalytic (& plasma-catalytic) NH_3 decomposition (orange). Based on ref. 27. See also eqn (2). RDS: rate determining step.



because a temperature increase would decrease the ammonia concentration, according to the thermodynamic equilibrium.

It is reasonable to assume that N_2 and/or H_2 is much more activated by the plasma than ammonia, due to the low concentration of NH_3 in all experiments (<1.0 mol% compared to typically 49 mol% H_2 and N_2). The rate-limiting step for thermal NH_3 decomposition on Ru is either N_2 recombination or NH_{ads} dissociation to N_{ads} and H_{ads} on the surface.³⁴ Thus, it is unlikely that plasma-activation of NH_3 affects catalytic NH_3 decomposition. Furthermore, the contribution of plasma induced ammonia decomposition is not significant at the plasma power applied (3.8 W), as shown in Fig. S9 in the ESI.† Therefore, decomposition of activated ammonia is not included in eqn (2) and Fig. 7b. At higher plasma power, however, ammonia may decompose in micro-discharges.^{55,61,62}

Fig. 8 shows good correlations between the NH_3 concentration measured at 450 °C and plasma power. Remarkably, the ammonia concentration also correlates linearly with the concentration of excited N_2 molecules in the plasma, as measured with UV vis spectroscopy (Fig. S4†). The level of excitation of individual N_2 molecules increases with power, thereby decreasing the activation barrier for dissociation (Fig. 7a). Upon further increasing the plasma power, excitation of N_2 molecules eventually leads to dissociation to N radicals with further increasing plasma power.

Catalysts suited for thermal operation are not necessarily the optimal choice for plasma catalysis, in agreement with a theoretical argument formulated in the latest roadmap for plasma catalysis.⁶³ This notion should have a major impact in the field, as very frequently thermal catalysts are used in plasma catalysis research. It is now experientially demonstrated that the activity for the reverse reaction is undesired and different catalysts should be considered when

approaching or surpassing thermodynamic equilibrium based on ground-state molecules.

Conclusion

Plasma-catalytic NH_3 synthesis has been assessed over a wide temperature window (50–500 °C). A distinction was made between plasma-chemical and plasma-catalytic effects by performing measurements with an empty quartz reactor, MgO support and MgO supported Ru-catalysts. At low temperatures (<175 °C), plasma chemistry dominates, resulting in the same ammonia outlet concentration for the empty quartz reactor, the MgO support, and the MgO supported Ru-catalysts. Plasma-driven NH_3 synthesis is catalyzed by Ru at temperatures above 175 °C. The potassium promoter has no influence on the plasma-catalytic activity at temperatures with insignificant thermal activity, *i.e.* typically between 175 °C and 300 °C, indicating that the pathway *via* adsorption of N radicals is dominant.

At temperatures with significant thermal activity for ammonia synthesis, *i.e.* above 300 °C for Ru-K/MgO, the plasma enhances the catalytic NH_3 synthesis rate. The plasma-catalytic NH_3 synthesis rate is then a combination of the catalytic hydrogenation of N radicals on the Ru surface and the catalytic NH_3 formation *via* N_2 dissociation of both ground-state molecular N_2 and plasma-activated molecular N_2 .

At elevated temperatures, typically above 400 °C, plasma-catalysis results in ammonia concentrations beyond thermodynamic equilibrium for ground-state N_2 . Therefore, plasma-activated molecular N_2 and N radicals enhance the formation of ammonia, increasing the rate of formation of ammonia more than the activity of the catalyst to decompose ammonia. With increasing plasma power, the density of plasma-activated molecular N_2 and N radicals increases, thereby increasing the conversion beyond equilibrium.

Author contributions

K. H. R. R., H. G. B. B. and J. N. P. performed NH_3 synthesis experiments. K. H. R. R. and B. G. performed plasma characterization experiments. K. H. R. R. and D. W. V. performed modelling work. K. H. R. R. and L. L. co-wrote the manuscript. All the authors discussed the results.

Conflicts of interest

There are no conflicts to declare.

Acknowledgements

This project is co-financed by TKI-Energie from Toeslag voor Topconsortia voor Kennis en Innovatie (TKI) from the Ministry of Economic Affairs and Climate Policy, the Netherlands. The authors acknowledge K. Altena-Schildkamp for N_2 chemisorption and CO chemisorption measurements. The authors acknowledge T. M. L. Velthuisen for XRF analysis.

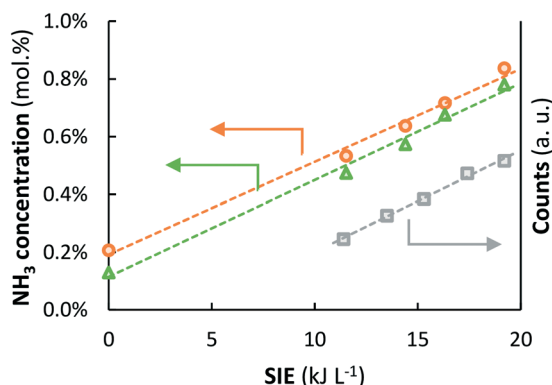


Fig. 8 Left axis: NH_3 outlet concentration as a function of the SIE at 450 °C (○ orange circles) and 500 °C (△ green triangles) over Ru-K/MgO (based on data from Fig. 5). Total flow rate 20 mL min^{-1} , $H_2:N_2 = 1:1$ (no NH_3 co-feed), catalyst loading 130 mg (250–300 μm), plasma power 3.8–6.4 W (SIE = 11.4–19.2 kJ L^{-1}). Right axis: Intensity of the peak at 337 nm in the UV vis spectrum (transition from $N_2(C^3\Pi_u, v=0)$ to $N_2(B^3\Pi_g, v=0)$), □ grey squares) as a function of the SIE. The density of NH radicals is also measured at 336.7 nm. However, the density of NH is orders of magnitude lower than that of plasma-activated N_2 .⁵⁵ See Section S2.2† for the interpretation of UV-vis measurements and Fig. S4† for the UV-vis spectra.



References

- 1 S. J. Davis, N. S. Lewis, M. Shaner, S. Aggarwal, D. Arent, I. L. Azevedo, S. M. Benson, T. Bradley, J. Brouwer and Y. M. Chiang, *et al.*, Net-Zero Emissions Energy Systems, *Science*, 2018, **360**(6396), eaas9793, DOI: 10.1126/science.aas9793.
- 2 A. Valera-Medina, H. Xiao, M. Owen-Jones, W. I. F. David and P. J. Bowen, Ammonia for Power, *Prog. Energy Combust. Sci.*, 2018, **69**, 63–102, DOI: 10.1016/j.pecs.2018.07.001.
- 3 J. Andersson and S. Grönkvist, Large-Scale Storage of Hydrogen, *Int. J. Hydrogen Energy*, 2019, **44**(23), 11901–11919, DOI: 10.1016/j.ijhydene.2019.03.063.
- 4 M. Götz, J. Lefebvre, F. Mörs, A. McDaniel Koch, F. Graf, S. Bajohr, R. Reimert and T. Kolb, Renewable Power-to-Gas: A Technological and Economic Review, *Renewable Energy*, 2016, **85**, 1371–1390, DOI: 10.1016/j.renene.2015.07.066.
- 5 K. H. R. Rouwenhorst, A. G. J. Van Der Ham, G. Mul and S. R. A. Kersten, Islanded Ammonia Power Systems: Technology Review & Conceptual Process Design, *Renewable Sustainable Energy Rev.*, 2019, **114**, 109339, DOI: 10.1016/j.rser.2019.109339.
- 6 S. Giddey, S. P. S. Badwal, C. Munnings and M. Dolan, Ammonia as a Renewable Energy Transportation Media, *ACS Sustainable Chem. Eng.*, 2017, **5**(11), 10231–10239, DOI: 10.1021/acssuschemeng.7b02219.
- 7 A. Goeppert, G. A. Olah and G. K. Surya Prakash, Toward a Sustainable Carbon Cycle: The Methanol Economy, in *Green Chemistry: An Inclusive Approach*, Elsevier Inc., 2017, pp. 919–962, DOI: 10.1016/B978-0-12-809270-5.00031-5.
- 8 J. W. Makepeace, T. He, C. Weidenthaler, T. R. Jensen, F. Chang, T. Vegge, P. Ngene, Y. Kojima, P. E. de Jongh and P. Chen, *et al.*, Reversible Ammonia-Based and Liquid Organic Hydrogen Carriers for High-Density Hydrogen Storage: Recent Progress, *Int. J. Hydrogen Energy*, 2019, **44**(15), 7746–7767, DOI: 10.1016/j.ijhydene.2019.01.144.
- 9 J. Guo and P. Chen, Catalyst: NH₃ as an Energy Carrier, *Chem*, 2017, **3**(5), 709–712, DOI: 10.1016/j.chempr.2017.10.004.
- 10 W. H. Avery, A Role for Ammonia in the Hydrogen Economy, *Int. J. Hydrogen Energy*, 1988, **13**(12), 761–773, DOI: 10.1016/0360-3199(88)90037-7.
- 11 F. Schüth, R. Palkovits, R. Schlögl and D. S. Su, Ammonia as a Possible Element in an Energy Infrastructure: Catalysts for Ammonia Decomposition, *Energy Environ. Sci.*, 2012, **5**(4), 6278–6289, DOI: 10.1039/C2EE02865D.
- 12 A. Hellman, K. Honkala, S. Dahl, C. H. Christensen and J. K. Nørskov, Ammonia Synthesis: State of the Bellwether Reaction, in *Comprehensive Inorganic Chemistry (II)*, Elsevier Ltd, 2013, DOI: 10.1016/B978-0-08-097774-4.00725-7.
- 13 K. H. R. Rouwenhorst, P. M. Krzywda, N. E. Benes, G. Mul and L. Lefferts, Ammonia, 4. Green Ammonia Production, *Ullmann's Encyclopedia of Industrial Chemistry*, 2020, DOI: 10.1002/14356007.w02_w02.
- 14 H.-H. Kim, Y. Teramoto, A. Ogata, H. Takagi and T. Nanba, Plasma Catalysis for Environmental Treatment and Energy Applications, *Plasma Chem. Plasma Process.*, 2016, **36**(1), 45–72, DOI: 10.1007/s11090-015-9652-7.
- 15 K. H. R. Rouwenhorst, Y. Engelmann, K. Van't Veer, R. S. Postma, A. Bogaerts and L. Lefferts, Plasma-Driven Catalysis: Green Ammonia Synthesis with Intermittent Electricity, *Green Chem.*, 2020, **22**(19), 6258–6287, DOI: 10.1039/D0GC02058C.
- 16 P. Mehta, P. Barboun, D. B. Go, J. C. Hicks and W. F. Schneider, Catalysis Enabled by Plasma Activation of Strong Chemical Bonds: A Review, *ACS Energy Lett.*, 2019, **4**(5), 1115–1133, DOI: 10.1021/acsenerylett.9b00263.
- 17 A. Bogaerts and E. C. Neyts, Plasma Technology: An Emerging Technology for Energy Storage, *ACS Energy Lett.*, 2018, **3**(4), 1013–1027, DOI: 10.1021/acsenerylett.8b00184.
- 18 E. C. Neyts, K. Ostrikov, M. K. Sunkara and A. Bogaerts, Plasma Catalysis: Synergistic Effects at the Nanoscale, *Chem. Rev.*, 2015, **115**(24), 13408–13446, DOI: 10.1021/acs.chemrev.5b00362.
- 19 P. Peng, P. Chen, C. Schiappacasse, N. Zhou, E. Anderson, D. Chen, J. Liu, Y. Cheng, R. Hatzenbeller and M. Addy, *et al.*, A Review on the Non-Thermal Plasma-Assisted Ammonia Synthesis Technologies, *J. Cleaner Prod.*, 2018, **177**, 597–609, DOI: 10.1016/j.jclepro.2017.12.229.
- 20 J. Hong, S. Praver and A. B. Murphy, Plasma Catalysis as an Alternative Route for Ammonia Production: Status, Mechanisms, and Prospects for Progress, *ACS Sustainable Chem. Eng.*, 2018, **6**(1), 15–31, DOI: 10.1021/acssuschemeng.7b02381.
- 21 P. Peng, C. Schiappacasse, N. Zhou, M. Addy, Y. Cheng, Y. Zhang, K. Ding, Y. Wang, P. Chen and R. Ruan, Sustainable Non-thermal Plasma-assisted Nitrogen Fixation - Synergistic Catalysis, *ChemSusChem*, 2019, **1**–12, DOI: 10.1002/cssc.201901211.
- 22 S. Li, J. A. M. Jimenez, V. Hessel and F. Gallucci, Recent Progress of Plasma-Assisted Nitrogen Fixation Research: A Review, *Processes*, 2018, **6**(12), 248, DOI: 10.3390/pr6120248.
- 23 H.-H. Kim, Y. Teramoto, A. Ogata, H. Takagi and T. Nanba, Atmospheric-Pressure Nonthermal Plasma Synthesis of Ammonia over Ruthenium Catalysts, *Plasma Processes Polym.*, 2017, **14**(6), 1–9, DOI: 10.1002/ppap.201600157.
- 24 K. H. R. Rouwenhorst and L. Lefferts, Feasibility Study of Plasma-Catalytic Ammonia Synthesis for Energy Storage Applications, *Catalysts*, 2020, **10**(9), 999, DOI: 10.3390/catal10090999.
- 25 P. Mehta, P. Barboun, F. A. Herrera, J. Kim, P. Rumbach, D. B. Go, J. C. Hicks and W. F. Schneider, Overcoming Ammonia Synthesis Scaling Relations with Plasma-Enabled Catalysis, *Nat. Catal.*, 2018, **1**(4), 269–275, DOI: 10.1038/s41929-018-0045-1.
- 26 K. H. R. Rouwenhorst and L. Lefferts, On the Mechanism for the Plasma-Activated N₂ Dissociation on Ru Surfaces, *J. Phys. D: Appl. Phys.*, 2021, submitted.
- 27 P. Mehta, P. Barboun, Y. Engelmann, D. B. Go, A. Bogaerts, W. F. Schneider and J. C. Hicks, Plasma-Catalytic Ammonia Synthesis Beyond the Equilibrium Limit, *ACS Catal.*, 2020, **10**(12), 6726–6734, DOI: 10.1021/acscatal.0c00684.
- 28 K. H. R. Rouwenhorst, H.-H. Kim and L. Lefferts, Vibrationally Excited Activation of N₂ in Plasma-Enhanced



- Catalytic Ammonia Synthesis: A Kinetic Analysis, *ACS Sustainable Chem. Eng.*, 2019, 7(20), 17515–17522, DOI: 10.1021/acssuschemeng.9b04997.
- 29 K.-I. Aika, Role of Alkali Promoter in Ammonia Synthesis over Ruthenium Catalysts—Effect on Reaction Mechanism, *Catal. Today*, 2017, 286, 14–20, DOI: 10.1016/j.cattod.2016.08.012.
 - 30 Y. Engelmann, K. van't Veer, Y. Gorbaney, E. C. Neyts, W. F. Schneider and A. Bogaerts, Plasma Catalysis for Ammonia Synthesis: Contributions of Eley-Rideal Reactions, *ACS Catal.*, 2021, submitted.
 - 31 K. Aika, T. Takano and S. Murata, Preparation and Characterization of Chlorine-Free Ruthenium Catalysts and the Promoter Effect in Ammonia Synthesis. 3. A Magnesia-Supported Ruthenium Catalyst, *J. Catal.*, 1992, 136(1), 126–140, DOI: 10.1016/0021-9517(92)90112-U.
 - 32 M. Muhler, F. Rosowski, O. Hinrichsen, A. Hornung and G. Ertl, Ruthenium as Catalyst for Ammonia Synthesis, *Stud. Surf. Sci. Catal.*, 1996, 101, 317–326, DOI: 10.1016/S0167-2991(96)80242-4.
 - 33 H. Liu, Ammonia Synthesis Catalyst 100 Years: Practice, Enlightenment and Challenge, *Chin. J. Catal.*, 2014, 35(10), 1619–1640, DOI: 10.1016/S1872-2067(14)60118-2.
 - 34 F. Hayashi, Y. Toda, Y. Kanie, M. Kitano, Y. Inoue, T. Yokoyama, M. Hara and H. Hosono, Ammonia Decomposition by Ruthenium Nanoparticles Loaded on Inorganic Electride C12A7:E[−], *Chem. Sci.*, 2013, 8, 3124–3130, DOI: 10.1039/c3sc50794g.
 - 35 J. C. Ganley, F. S. Thomas, E. G. Seebauer and R. I. Masel, A Priori Catalytic Activity Correlations: The Difficult Case of Hydrogen Production from Ammonia, *Catal. Lett.*, 2004, 96(3–4), 117–122, DOI: 10.1023/B:CATL.0000030108.50691.d4.
 - 36 K.-I. Aika, K. Shimazaki, Y. Hattori, A. Ohya, S. Ohshima, K. Shirota and A. Ozaki, Support and Promoter Effect of Ruthenium Catalyst. I. Characterization of Alkali-Promoted Ruthenium/Alumina Catalysts for Ammonia Synthesis, *J. Catal.*, 1985, 92(2), 296–304, DOI: 10.1016/0021-9517(85)90264-7.
 - 37 B. S. Patil, A. S. R. van Kaathoven, F. Peeters, N. Cherkasov, Q. Wang, J. Lang and V. Hessel, Deciphering the Synergy between Plasma and Catalyst Support for Ammonia Synthesis in a Packed DBD Reactor, *J. Phys. D: Appl. Phys.*, 2020, 53(14), 144003, DOI: 10.1088/1361-6463/ab6a36.
 - 38 R. Pandya, R. Mane and C. V. Rode, Cascade Dehydrative Amination of Glycerol to Oxazoline, *Catal. Sci. Technol.*, 2018, 8(11), 2954–2965, DOI: 10.1039/c8cy00185e.
 - 39 Q. Xie, S. Zhuge, X. Song and M. Lu, Non-Thermal Atmospheric Plasma Synthesis of Ammonia in a DBD Reactor Packed with Various Catalysts, *J. Phys. D: Appl. Phys.*, 2019, 53(6), 064002, DOI: 10.1088/1361-6463/ab57e5.
 - 40 J. Zhang, L. Wang, C. Li, S. Jin and C. Liang, Selective Hydrogenolysis of Dibenzofuran over Highly Efficient Pt/MgO Catalysts to o-Phenylphenol, *Org. Process Res. Dev.*, 2018, 22(1), 67–76, DOI: 10.1021/acs.oprd.7b00339.
 - 41 D. Szmigiel, H. Bielawa, M. Kurtz, O. Hinrichsen, M. Muhler, W. Raróg, S. Jodzis, Z. Kowalczyk, L. Znak and J. Zieliński, The Kinetics of Ammonia Synthesis over Ruthenium-Based Catalysts: The Role of Barium and Cesium, *J. Catal.*, 2002, 205(1), 205–212, DOI: 10.1006/jcat.2001.3431.
 - 42 D. R. Strongin and G. A. Somorjai, The Effects of Potassium on Ammonia Synthesis over Iron Single-Crystal Surfaces, *J. Catal.*, 1988, 109(1), 51–60, DOI: 10.1016/0021-9517(88)90184-4.
 - 43 S. Dahl, J. Sehested, C. J. H. Jacobsen, E. Törnqvist and I. Chorkendorff, Surface Science Based Microkinetic Analysis of Ammonia Synthesis over Ruthenium Catalysts, *J. Catal.*, 2000, 192(2), 391–399, DOI: 10.1006/jcat.2000.2857.
 - 44 O. Hinrichsen, F. Rosowski, M. Muhler and G. Ertl, The Microkinetics of Ammonia Synthesis Catalyzed by Cesium-Promoted Supported Ruthenium, *Chem. Eng. Sci.*, 1996, 51(10), 1683–1690, DOI: 10.1016/0009-2509(96)00027-9.
 - 45 G. Ertl, Mechanisms of Heterogeneous Catalysis, in *Reactions at Solid Surfaces*, John Wiley & Sons, Inc., Hoboken (NJ), 2009, pp. 123–139.
 - 46 J. J. Mortensen, B. Hammer and J. K. Nørskov, Alkali Promotion of N₂ Dissociation over Ru(0001), *Phys. Rev. Lett.*, 1998, 80(19), 4333–4336, DOI: 10.1103/PhysRevLett.80.4333.
 - 47 S. Li, T. van Raak and F. Gallucci, Investigating the Operation Parameters for Ammonia Synthesis in Dielectric Barrier Discharge Reactors, *J. Phys. D: Appl. Phys.*, 2020, 53(1), 014008, DOI: 10.1088/1361-6463/ab4b37.
 - 48 Y. Wang, M. Craven, X. Yu, J. Ding, P. Bryant, J. Huang and X. Tu, Plasma-Enhanced Catalytic Synthesis of Ammonia over a Ni/Al₂O₃ Catalyst at Near-Room Temperature: Insights into the Importance of the Catalyst Surface on the Reaction Mechanism, *ACS Catal.*, 2019, 9, 10780–10793, DOI: 10.1021/acscatal.9b02538.
 - 49 P. M. Barboun, P. Mehta, F. Herrera, D. B. Go, W. F. Schneider and J. C. Hicks, Distinguishing Plasma Contributions to Catalyst Performance in Plasma-Assisted Ammonia Synthesis, *ACS Sustainable Chem. Eng.*, 2019, 7(9), 8621–8630, DOI: 10.1021/acssuschemeng.9b00406.
 - 50 P. Peng, Y. Li, Y. Cheng, S. Deng, P. Chen and R. Ruan, Atmospheric Pressure Ammonia Synthesis Using Non-Thermal Plasma Assisted Catalysis, *Plasma Chem. Plasma Process.*, 2016, 36(5), 1201–1210, DOI: 10.1007/s11090-016-9713-6.
 - 51 P. Peng, Y. Cheng, R. Hatzenbeller, M. Addy, N. Zhou, C. Schiappacasse, D. Chen, Y. Zhang, E. Anderson and Y. Liu, *et al.*, Ru-Based Multifunctional Mesoporous Catalyst for Low-Pressure and Non-Thermal Plasma Synthesis of Ammonia, *Int. J. Hydrogen Energy*, 2017, 42(30), 19056–19066, DOI: 10.1016/j.ijhydene.2017.06.118.
 - 52 T. Mizushima, K. Matsumoto, H. Ohkita and N. Kakuta, Catalytic Effects of Metal-Loaded Membrane-like Alumina Tubes on Ammonia Synthesis in Atmospheric Pressure Plasma by Dielectric Barrier Discharge, *Plasma Chem. Plasma Process.*, 2007, 27(1), 1–11, DOI: 10.1007/s11090-006-9034-2.
 - 53 B. S. Patil, N. Cherkasov, N. V. Srinath, J. Lang, A. O. Ibadon, Q. Wang and V. Hessel, The Role of Heterogeneous Catalysts in the Plasma-Catalytic Ammonia Synthesis, *Catal. Today*, 2020, 362, 2–10, DOI: 10.1016/j.cattod.2020.06.074.



- 54 F. Herrera, G. H. Brown, P. Barboun, N. Turan, P. Mehta, W. Schneider, J. Hicks and D. B. Go, The Impact of Transition Metal Catalysts on Macroscopic Dielectric Barrier Discharge (DBD) Characteristics in an Ammonia Synthesis Plasma Catalysis Reactor, *J. Phys. D: Appl. Phys.*, 2019, **52**(22), 224002, DOI: 10.1088/1361-6463/ab0c58.
- 55 K. Van't Veer, Y. Engelmann, F. Reniers and A. Bogaerts, Plasma-Catalytic Ammonia Synthesis in a DBD Plasma: Role of the Micro-Discharges and Their Afterglows, *J. Phys. Chem. C*, 2020, **124**(42), 22871–22883, DOI: 10.1021/acs.jpcc.0c05110.
- 56 J. Hong, S. Pancheshnyi, E. Tam, J. J. Lowke, S. Praver and A. B. Murphy, Kinetic Modelling of NH₃ Production in N₂-H₂ Non-Equilibrium Atmospheric-Pressure Plasma Catalysis, *J. Phys. D: Appl. Phys.*, 2017, **50**(15), 154005, DOI: 10.1088/1361-6463/aa6229.
- 57 S. S. R. K. C. Yamijala, G. Nava, Z. A. Ali, D. Beretta, B. M. Wong and L. Mangolini, Harnessing Plasma Environments for Ammonia Catalysis: Mechanistic Insights from Experiments and Large-Scale Ab Initio Molecular Dynamics, *J. Phys. Chem. Lett.*, 2020, **11**(24), 10469–10475, DOI: 10.1021/acs.jpcclett.0c03021.
- 58 Y. Uytendhouwen, K. M. Bal, E. C. Neyts, V. Meynen, P. Cool and A. Bogaerts, How Process Parameters and Packing Materials Tune Chemical Equilibrium and Kinetics in Plasma-Based CO₂ Conversion, *Chem. Eng. J.*, 2019, **372**, 1253–1264, DOI: 10.1016/j.cej.2019.05.008.
- 59 J. Kim, M. S. Abbott, D. B. Go and J. C. Hicks, Enhancing C-H Bond Activation of Methane via Temperature-Controlled, Catalyst-Plasma Interactions, *ACS Energy Lett.*, 2016, **1**(1), 94–99, DOI: 10.1021/acsenergylett.6b00051.
- 60 K. C. Szeto, S. Norsic, L. Hardou, E. Le Roux, S. Chakka, J. Thivolle-cazat, A. Baudouin, C. Papaioannou, J.-M. Basset and M. Taoufik, Non-Oxidative Coupling of Methane Catalysed by Supported Tungsten Hydride onto Alumina and Silica-Alumina in Classical and H₂ Permeable Membrane Fixed-Bed Reactors, *Chem. Commun.*, 2010(22), 3985–3987, DOI: 10.1039/c0cc00007h.
- 61 P. Navascués, J. M. Obrero-Pérez, J. Cotrino, A. R. González-Elipe and A. Gómez-Ramírez, Unraveling Discharge and Surface Mechanisms in Plasma-Assisted Ammonia Reactions, *ACS Sustainable Chem. Eng.*, 2020, **8**(39), 14855–14866, DOI: 10.1021/acssuschemeng.0c04461.
- 62 P. Navascués, J. M. Obrero-Pérez, J. Cotrino, A. R. González-Elipe and A. Gómez-Ramírez, Isotope Labelling for Reaction Mechanism Analysis in DBD Plasma Processes, *Catalysts*, 2019, **9**(1), 1–12, DOI: 10.3390/catal9010045.
- 63 A. Bogaerts, X. Tu, J. C. Whitehead, G. Centi, L. Lefferts, O. Guaitella, F. Azolina-Jury, H.-H. Kim, A. B. Murphy and W. F. Schneider, *et al.*, The 2020 Plasma Catalysis Roadmap, *J. Phys. D: Appl. Phys.*, 2020, **53**, 1–51, DOI: 10.1088/1361-6463/ab9048.

